

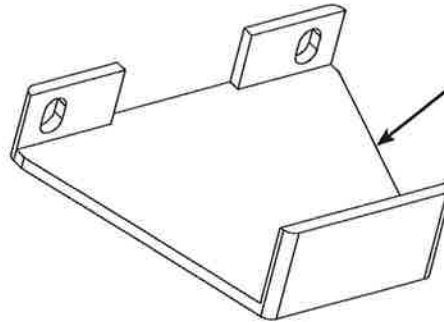
Part #	Description	QTY
1/4-20X3/8SHBHSS	Socket/Button Head SS Screw	2
350-048	ENWPC-X Install Instructions	1
400-1000-3	Bag, Ziplock Plastic 6x8"	1
400-1133-0	Bag, Ziplock Plastic 2x2"	1
811-172-PC-X	EN Pole Cap, Powder Coated	1

DWG. NO.
ENWPC-X

COPY

Instructions:

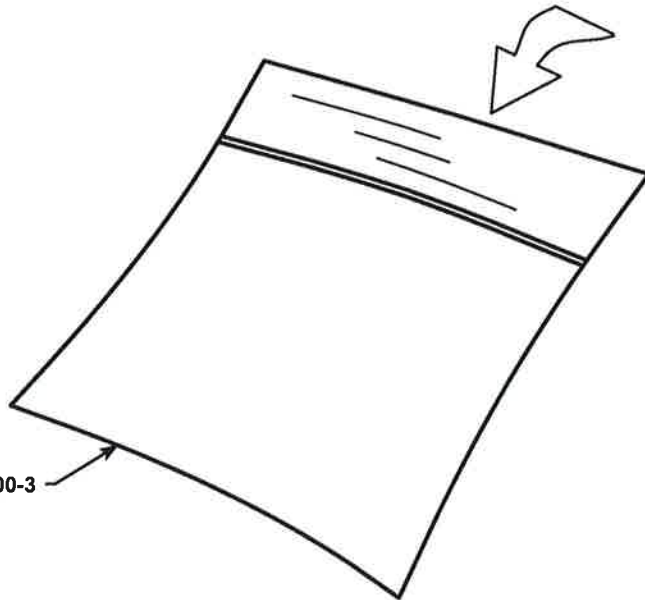
1. Bag up hardware into 2x2" Zip Lock Bag (400-1133-0).
2. Fold Installation Instructions (350-048).
3. Place Installation Instructions, Pole Cap (811-172-PC-X) and bagged hardware into 6x8" Zip Lock Bag (400-1000-3).



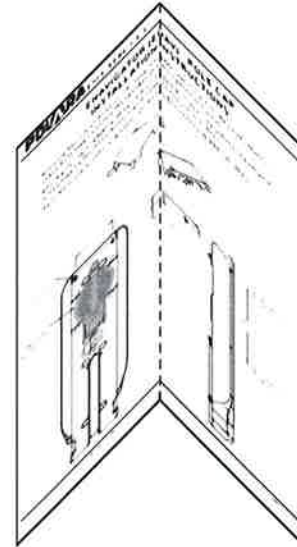
811-172-PC-X



1/4-20X3/8SHBHSS



400-1000-3



350-048

400-1133-0

INFORMATION ON THIS DOCUMENT IS PROPRIETARY TO POLARA AND SHALL NOT BE USED, COPIED, REPRODUCED OR DISCLOSED IN WHOLE OR IN PART WITHOUT WRITTEN CONSENT OF POLARA. POLARA RESERVES THE RIGHT TO MAKE CHANGES TO FEATURES, SPECIFICATIONS AND INFORMATION HEREIN WITHOUT NOTICE.

304-250 Rev. B23437
09/22/11

EFF. DATE	REV	ECO NO.	DESCRIPTION	BY	CKR	RSP	ENG	MFG	QA	FNL
02-19-16	C	24497	Sub 811-172, Chg Screw	NT	BB	23M	PM	H	PL	PM
05-28-13	B	23972	Chg Spacer P/N	BCB	NT	RM	BW	GA	FR	BW
06-06-12	A	23690	Initial Release.	BCB	NT	RM	BW	MDN	GA	JMc

POLARA ENGINEERING INC.
9153 STELLAR COURT, CORONA, CA. 92883

TOLERANCES: N/A				SCALE	
DATE	DRAWN BY	SHEET	OF	WHERE USED	
06-06-12	BCB	1	1	ENAV	
TITLE				DWG.	
ENAV POLE CAP				ENWPC-X	